

RSP 3"

Applications

The RSP disk filter station is composed of two parallel rows of multiple Rotodisk filters, a filter equipped with a particular mechanical and hydraulic system that allows its automatic backwashing. Adequately assembled in series with use of hydraulic valves and a controller, they allow continuity of the irrigation cycle, reduced water waste and reduced maintenance necessary on the station. The RSL station is mainly used as primary filtration of water particularly weighted with suspended particles, or as secondary filtration downstream of the quartzite filters or sand separators. The station is designed to be transportable.

Materials

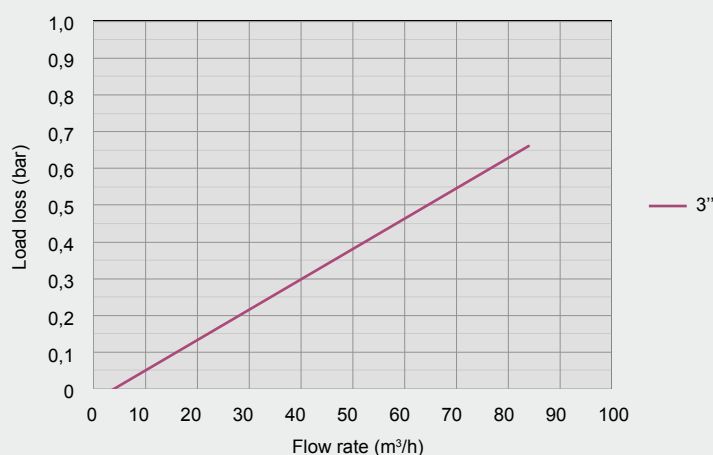
- Filter: polyamide reinforced with fibre glass
- Collectors: painted carbon steel
- Hydraulic valves: cast iron
- Victaulic fittings: cast iron
- Filtering element: polypropylene disks

Characteristics

- Maximum working pressure: 10 bar at 20°
- Standard filtration grade: 120 mesh
(filtration available: 80, 120, 150, 200 mesh)
- Flanged standard bypass
- The filtering station is supplied with air discharge valves, fittings for backwash water discharge and an automation kit
- Resists acids and fertilisers commonly used in agriculture



Load loss of single filtering element*



*Testing for load loss was carried out with clean water.

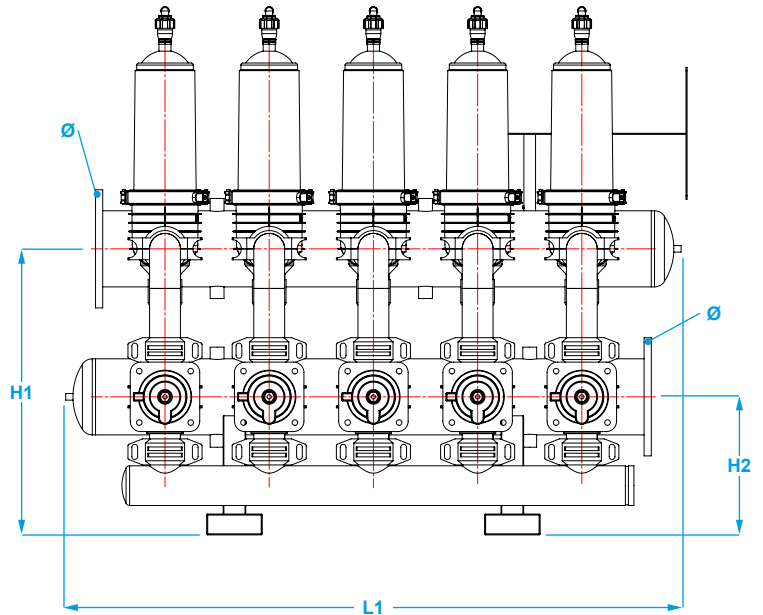
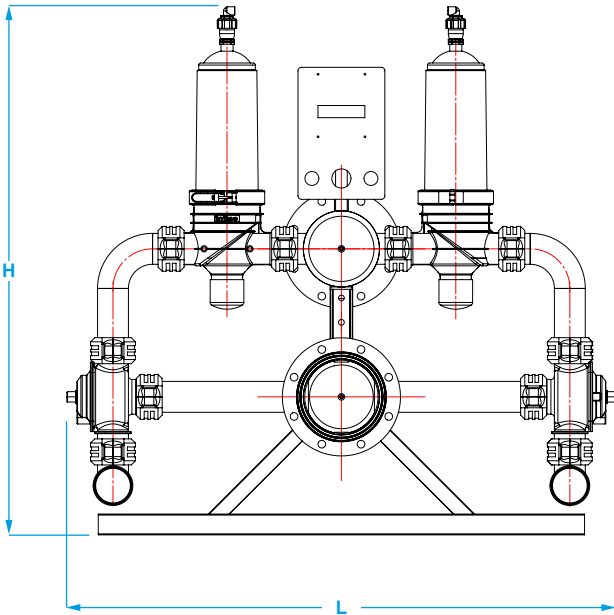
RSP 3''

Technical data

No. filters	Pricelist ref.	Rec. max. flow rate (m ³ /h)	Ø collector	Connections	Collector	Discharge
10	IFRSP310RFGRL	320	8" - 200mm	flanged	epoxy paint. steel	3" - 90mm
12	IFRSP312TFGRL	384	10" - 250mm	flanged	epoxy paint. steel	3" - 90mm
14	IFRSP314TFGRL	448	10" - 250mm	flanged	epoxy paint. steel	3" - 90mm

Dimensions

Ø (inches - DN)	L (mm)	L1 (mm)	H (mm)	H1 (mm)	H2 (mm)
DN200	1580	1770	1420	820	400
DN250	1640	2070	1420	870	430
DN250	1640	2370	1420	870	430



Components

Number	Description
1	air release valve
2	filter cover
3	metal ring
4	cover o-ring
5	filter body
6	victaulic fitting 3"
7	metal elbow 3"
8	3-way valve 90°
9	threaded - victaulic adaptor
10	victaulic fitting 2"
11	station structure
12	outlet collector
13	automation bracket
14	discharge collector

